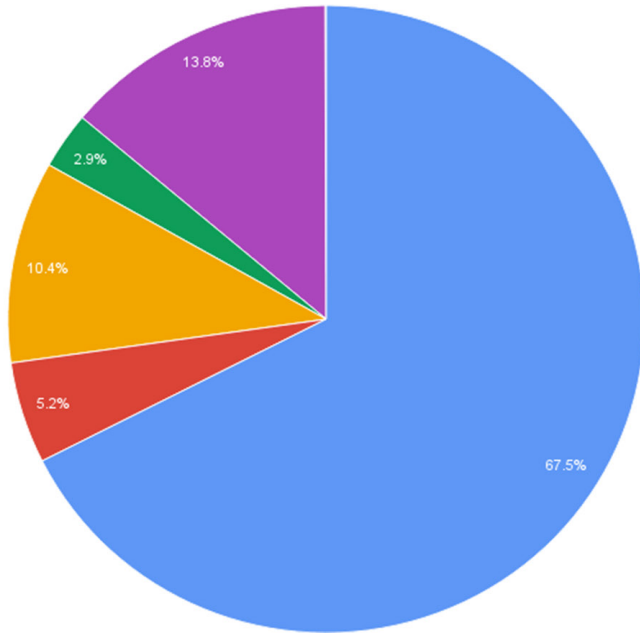


# 2015 Annual Report

A Publication of Kentucky Waterways Alliance

## 2015 Income

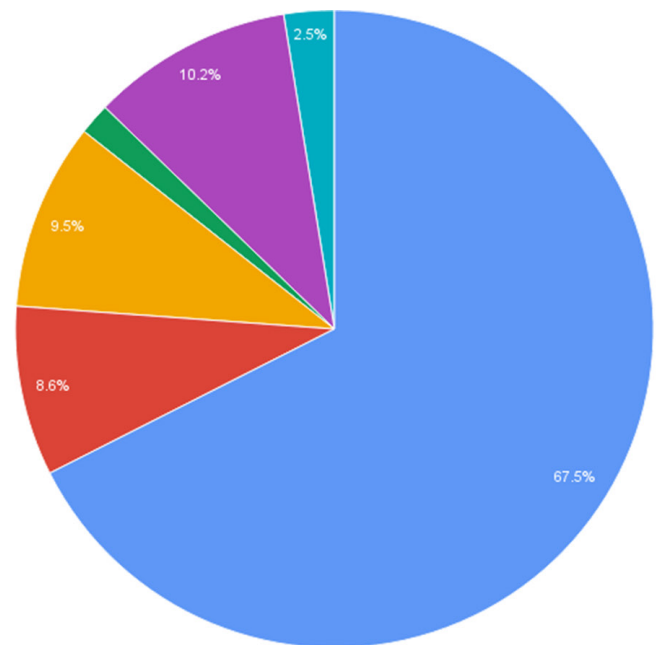


- Kentucky Aquatic Resources Fund - \$924,705
- Government Grants - \$71,642
- Private Grants - \$142,575
- KARF Management Fees - \$40,000
- Membership/ Donations - \$189,566
- Other - \$741

**Total Income = \$1,369,229**

## 2015 Expenses

- Kentucky Aquatic Resources Fund - \$924,705
- Watershed Planning - \$117,890
- Water Policy - \$130,000
- Other Programs - \$21,753
- Admin Expenses - \$140,034
- Fundraising Expenses - \$34,862



**Total Expenses = \$1,369,244**

## 2015 Assets

**Total Assets: \$7,159,277**

**Total Liabilities: \$6,883,880**

**Net Assets: \$275,397**

# 2015 By The Numbers

All Of This Was Made Possible By Your Support

**50**  
Miles  
of Rivers & Creeks Cleaned



**350**  
Volunteers Helping To Protect And Restore  
Kentucky's Waterways




**6**  
Septic & Agricultural BMPs Installed In the  
Bacon Creek Watershed



**1,200**  
Storm Drain Markers Applied in  
the Beargrass Creek Watershed



**1,967**  
Petition Signatures For No More  
Mercury in the Ohio



**7th**  
Annual Film Festivals Hosted

